

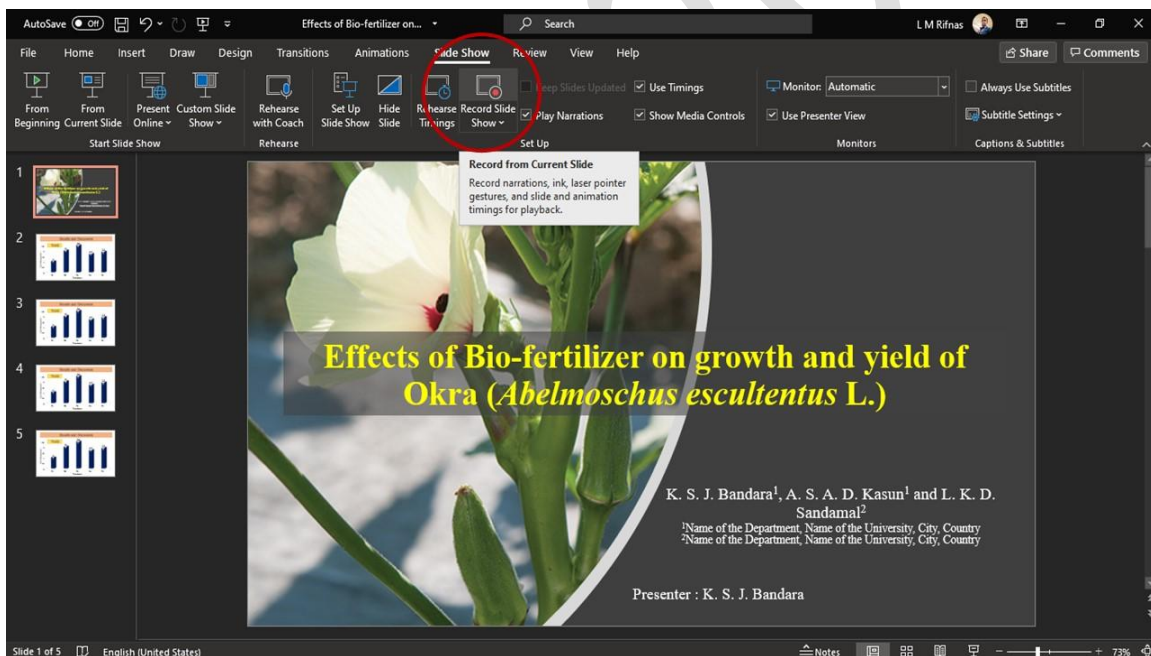


1. Guidelines to record your presentation

- As you know, The ISATRS 2025 is conducting as a ‘virtual symposium’ as our past symposia.
- Therefore, all the presenters make the presentation ‘online’.
- As we might face interruption in the real-time online presentations on the day of the symposium, the committee decided to request a ‘recorded presentation’ from all the presenters.
- All the presenters are requested to adhere to the following guidelines on the making of recorded presentation (Duration - **05 minutes** for the presentation and 05 minutes for the Q&A session)

2. Recording your presentation

1. Under ‘slide show’ click ‘record slide show’



University of Colombo Institute for Agro-Technology and Rural Sciences

(UCIARS)

Weligatta, Hambantota, Sri Lanka

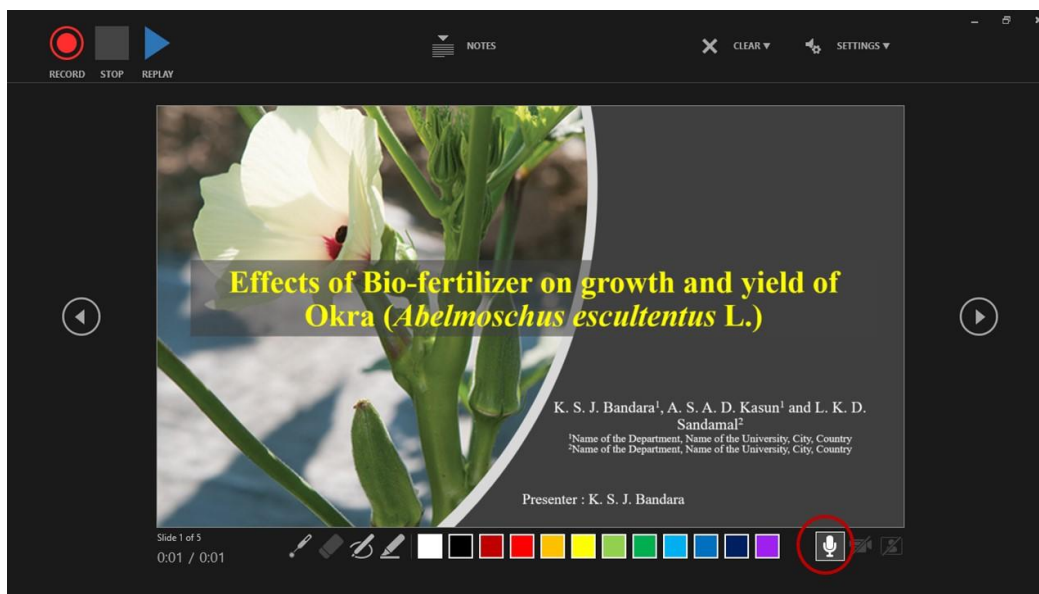


1st International Symposium on Agro-Technology and Rural Sciences (ISATRS) 2025



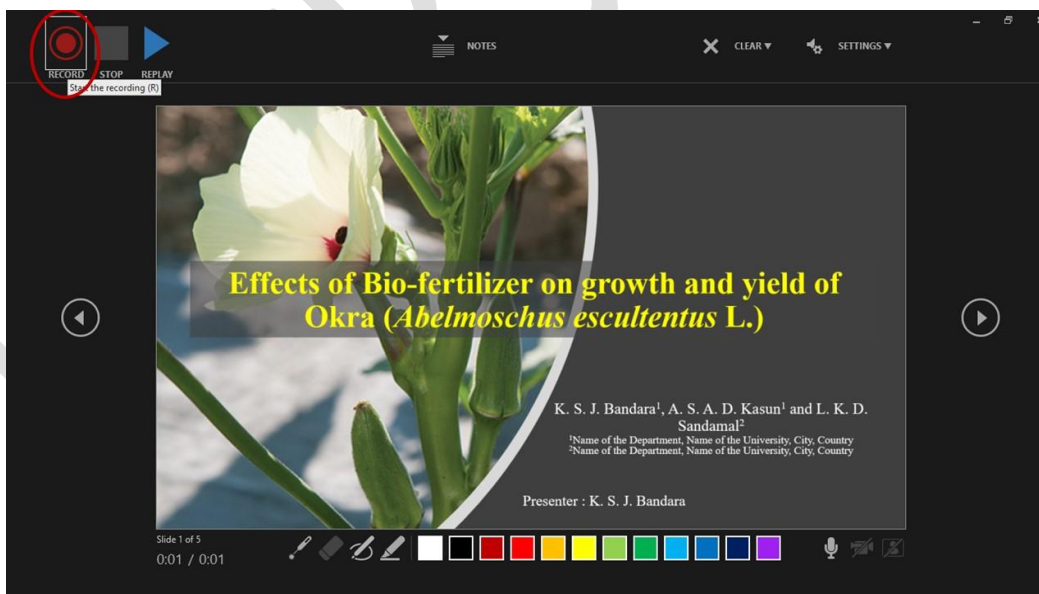
Web Site: <https://uciars.cmb.ac.lk> | Tel: +94 (0) 47 2034201
E-Mail: isatrs@uciars.cmb.ac.lk | Fax: +94 (0) 47 2220055

2. Then turn 'mic' on (See bottom right corner)



When you record yourself, make sure to keep away from the background noises.

3. Then click 'Record' (See top left corner)

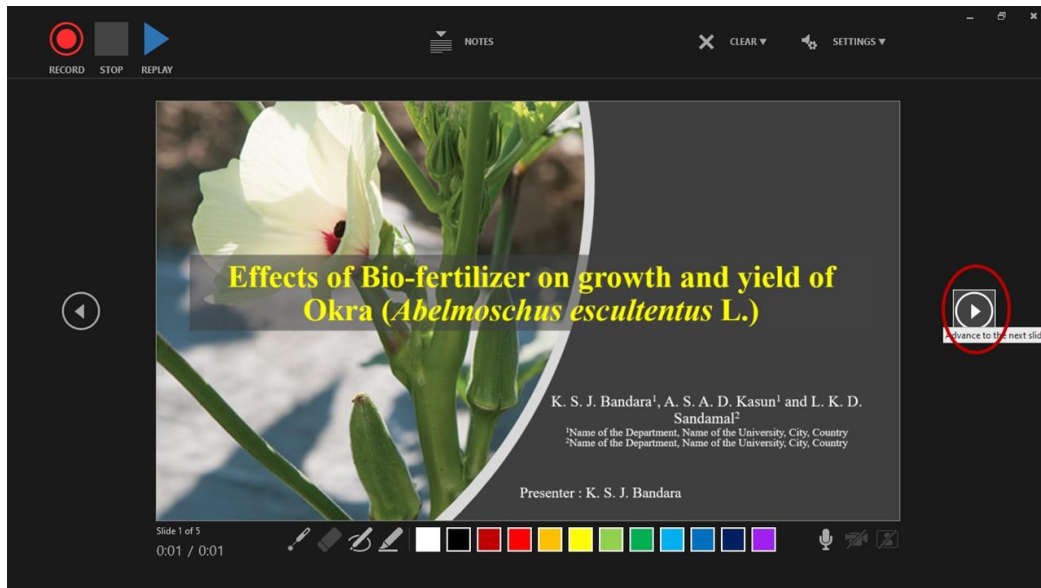


University of Colombo Institute for Agro Technology and Rural Sciences
Weligatta - Hambantota

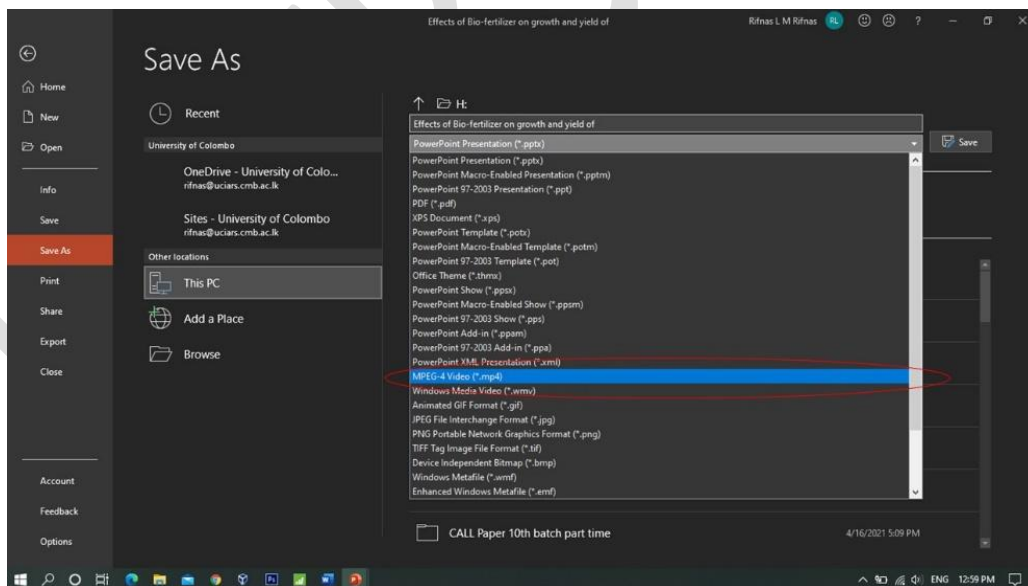
Web: <http://uciars.cmb.ac.lk>



4. Move slide by slide to record your presentation with your voice



5. After completion of recording, save the document as .mp4 format.

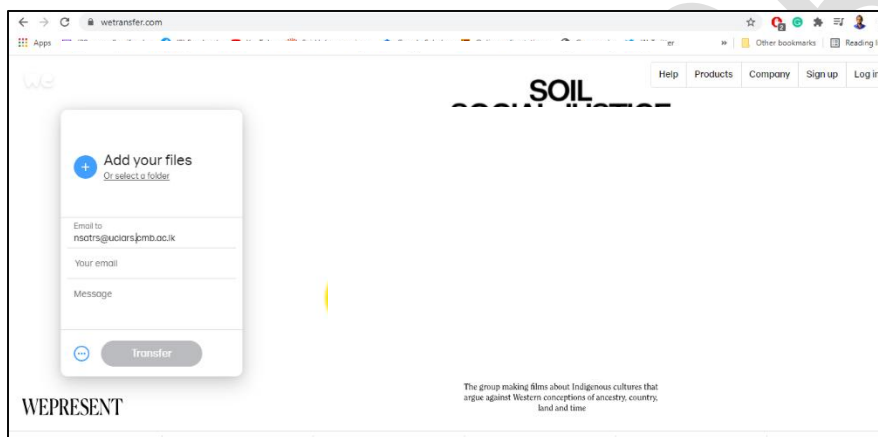




6. Sending the video file to NSATRS

Option 1: Directly send your video file (.mp4) / through Google Drive link to isatrs@uciars.cmb.ac.lk by mentioning your Manuscript No.

Option 2: Transfer your video file through <https://wetransfer.com/> website to isatrs@uciars.cmb.ac.lk by mentioning your Manuscript No.



For further assistance don't hesitate to contact us;

isatrs@uciars.cmb.ac.lk / supun@uciars.cmb.ac.lk

047-2034200 Ext 242/ 070-1256247